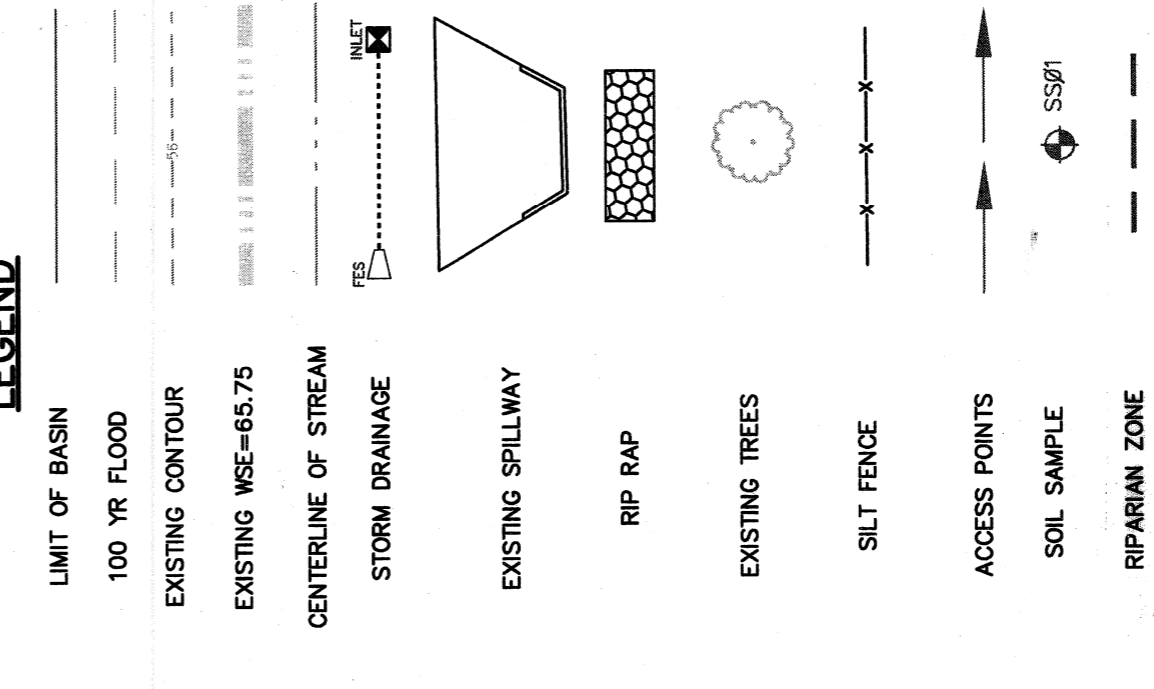
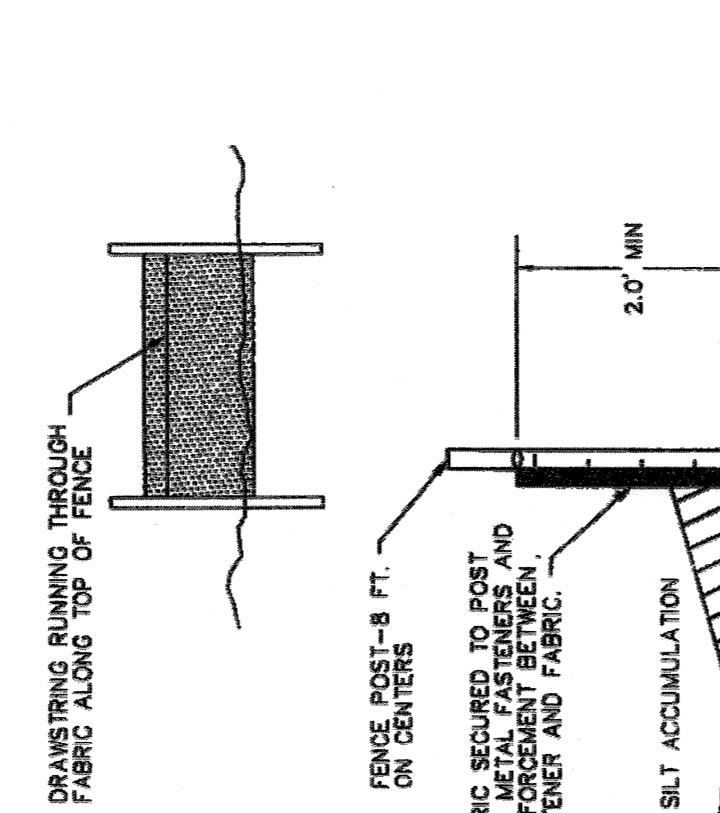
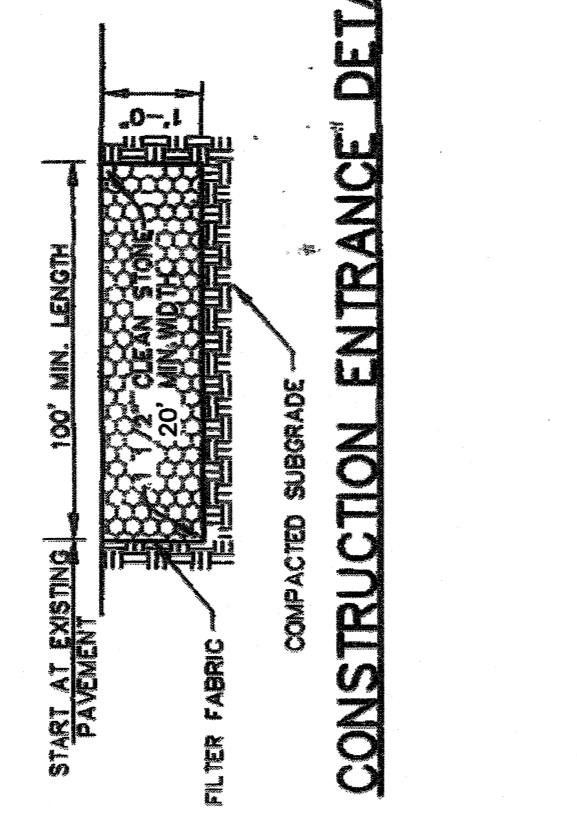
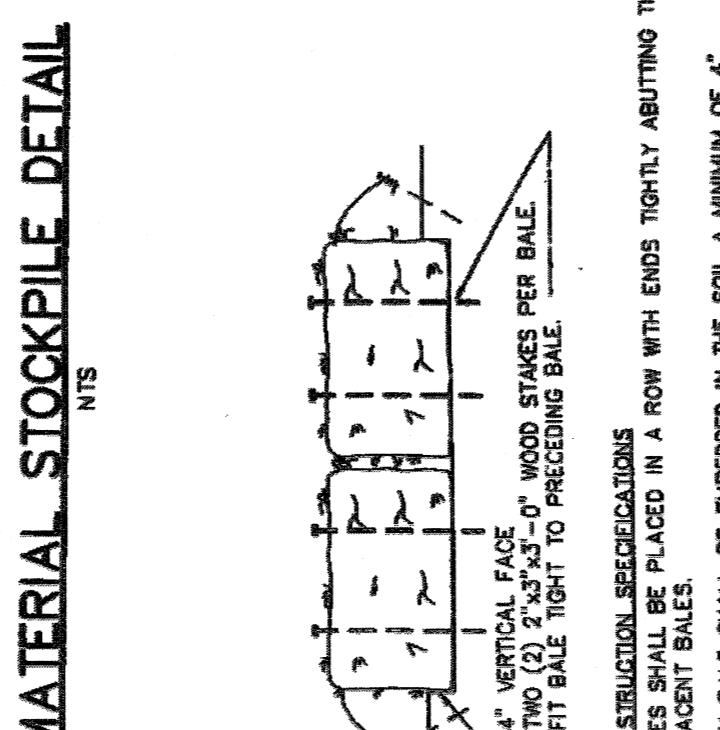
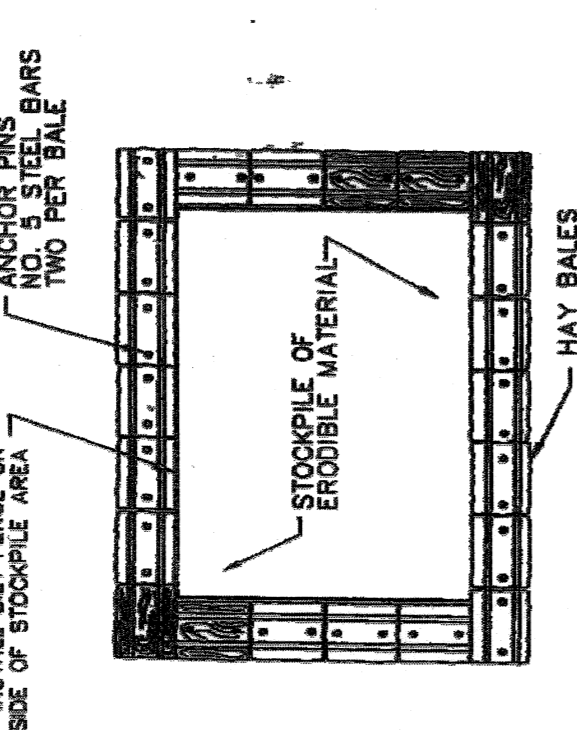
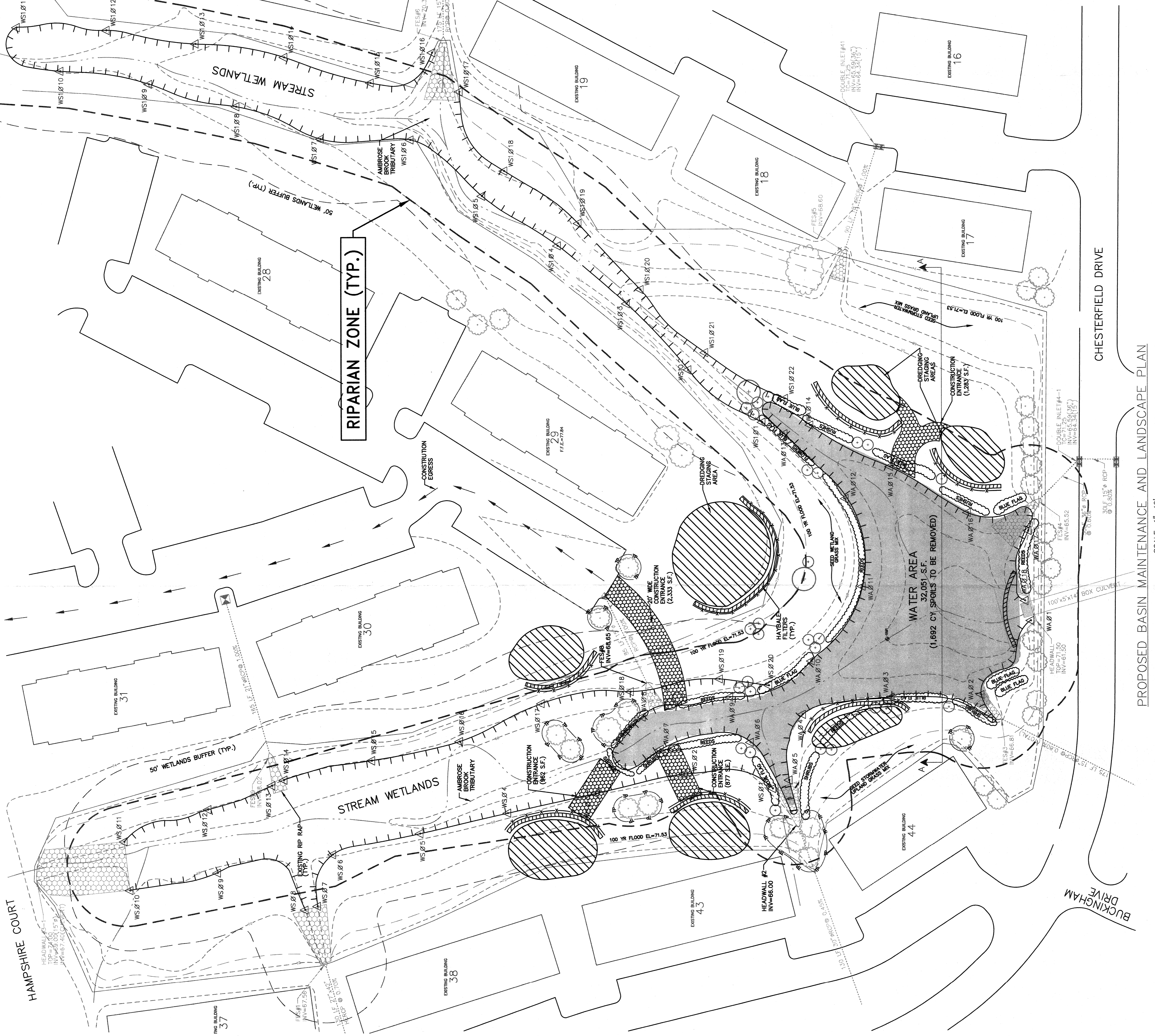
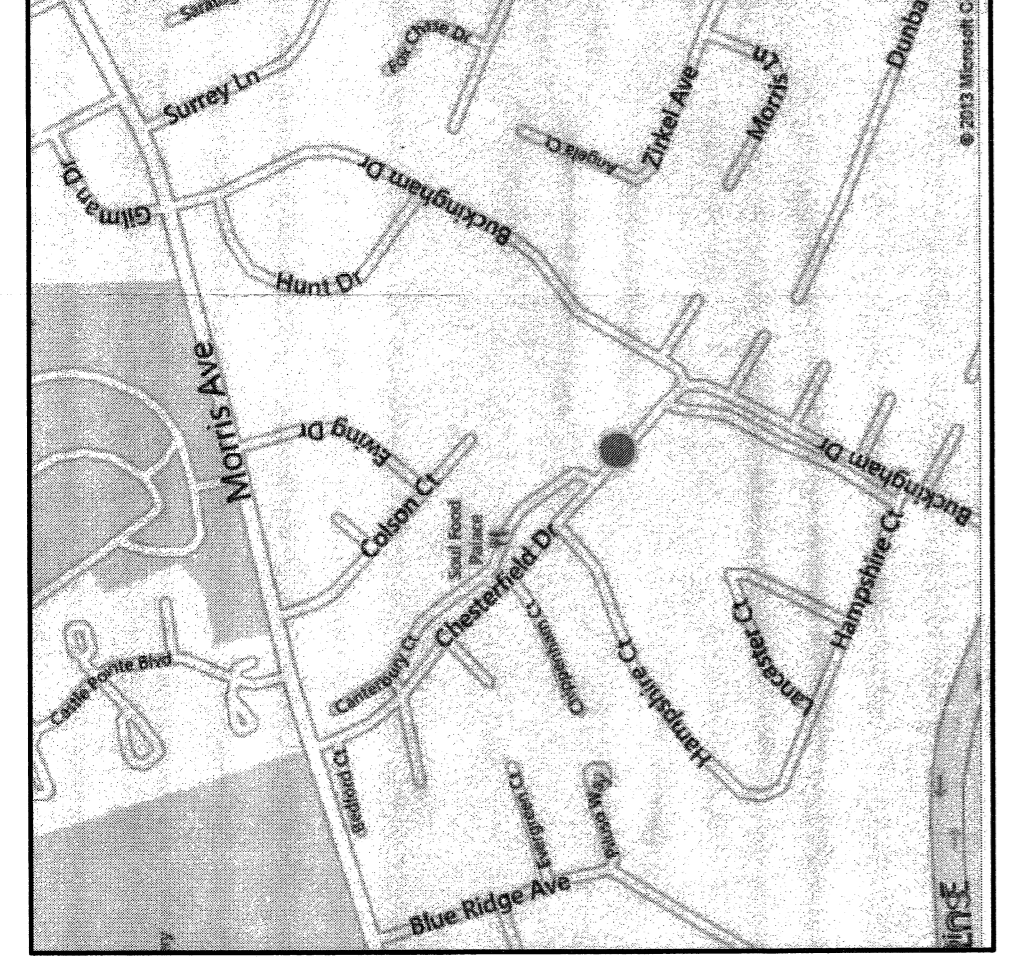


CERTIFICATION: I CERTIFY THAT THIS PLAN WAS PREPARED UNDER MY SUPERVISION.
 NICHOLAS V. COPPOLA
 LAND SURVEYOR #16753
 LANDSCAPE ARCHITECT #87
 DATE: 3/14/14

GREENWORKS
 ENVIRONMENTAL, LLC
 HOME • PROPERTY • ENVIRONMENT
 P.O. BOX 136 • 2105 PRINCETON CT • ALLENWOOD, NJ 08720
 P (732) 223-2073 • F (732) 359-6376 • GREENWORKSLLC.COM

PROPOSED BASIN RESTORATION
 SOCIETY HILL AT PISCATAWAY
 550 CHESTERFIELD DRIVE - PISCATAWAY TOWNSHIP, MIDDLESEX COUNTY, NJ

GreenWorks
 JOB NAME: SOCIETY_HILL
 SOCIETY_HILL
 JOB #: 08-118
 DATE: 08/03/08
 D&D: VJC/NVC
 CHK: VJC
 SCALE: 1"=40'
 SHEET: 1 OF 1



RIPARIAN ZONE DISTURBANCES:

WETLANDS	1,408
CONSTRUCTION ACCESS	2,653
WETLANDS BUFFER	4,359
CONSTRUCTION ACCESS	1,352
STOCK PILES	3,028
SILT FENCE / HAY BALES	12,800
DISTURBANCE OUTSIDE WETLANDS	0
ACCESS PILES, HAY BALES/FENCE	0
TOTAL DISTURBANCE (TEMPORARY)	0
TOTAL DISTURBANCE (PERMANENT)	0

DREDGE STAGING AREA (18,477 S.F.)

1217-13-009.1

DATE	2/25/14	BY	JS
DATE	11/20/13	BY	JS

COMMENTS PER DEP PER DEP - WETLANDS LINE DESCRIPTION OF REVISIONS

GENERAL NOTES:

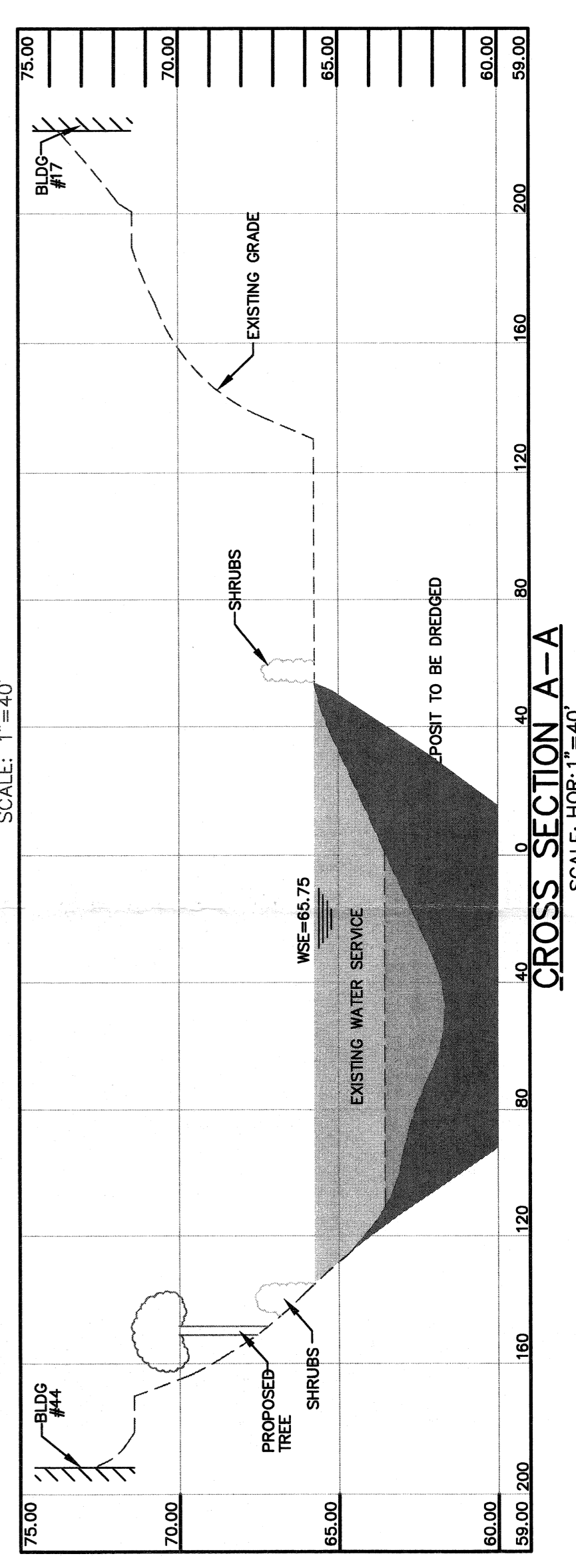
- OWNER: SOCIETY HILL AT PISCATAWAY • HOME OWNERS ASSOCIATION, 550 CHESTERFIELD DRIVE, PISCATAWAY TOWNSHIP, MIDDLESEX CO., NJ 08854
- SITE & TOPOGRAPHIC INFORMATION TAKEN FROM THE FOLLOWING:
 - PLAN TITLED 'STREAM ENCROACHMENT PERMIT, EXHIBIT NO. 2, DEVELOPMENT PLAN, TOWNSHIP OF PISCATAWAY, MIDDLESEX COUNTY, NJ BY ALAN R. VETERNA, PE OF DW SMITH ASSOCIATES, PA, DATED 12/19/04, SHEETS 02 OF 13.
 - PLAN TITLED 'STREAM ENCROACHMENT PERMIT, EXHIBIT NO. 3, DEVELOPMENT PLAN, TOWNSHIP OF PISCATAWAY, MIDDLESEX COUNTY, NJ BY ALAN R. VETERNA, PE OF DW SMITH ASSOCIATES, PA, DATED 12/19/04, SHEETS 03 OF 13.
 - PLAN TITLED 'STREAM ENCROACHMENT PERMIT, EXHIBIT NO. 4, DEVELOPMENT PLAN, TOWNSHIP OF PISCATAWAY, MIDDLESEX COUNTY, NJ BY ALAN R. VETERNA, PE OF DW SMITH ASSOCIATES, PA, DATED 12/19/04, SHEETS 04 OF 13.
- SITE INSPECTIONS BY GIVE STAFF MARCH - JULY 2012 AND RE-CONFIRMED 2013
- DREDGE SPOILS TO BE DEMATERED IN ADVANCE OF DREDGING AND PROPERLY DISPOSED OF.
- DREDGE SPOILS TO BE DEMATERED IN STAGING AREA BEFORE DISPOSAL.
- CONSTRUCTION ACCESS WILL BE VIA THE PARKING LOT BETWEEN POND AND BUILDING 17.
- ACCESS VIA CHESTERFIELD DRIVE BETWEEN POND AND BUILDING 17.
- SHORELINE STABILIZATION TO BE PROVIDED PER PLANTING PLAN
- NATURAL BOTTOM OF POND TAKEN FROM SITE INFORMATION OBTAINED FROM 2 & 3 ABOVE.
- THE POND IS TO BE DREDGED AFTER THE WATER HAS BEEN LOWERED. THE CONTRACTOR SHALL INSTALL PUMPS TO MAINTAIN DRY AREA (IF NEEDED) WHERE STREAM WILL BE RE-ROUTED AROUND DREDGE AREA.
- CONTRACTOR IS ADVISED THAT THE POND IS FED BY TWO STREAMS (AMBROSE BROOK TRIBUTARY) WHERE WATER MANAGEMENT WILL BE REQUIRED. A COMBINATION OF LARGER BUMP PUMPS / DIVERSION PUMPS WILL BE REQUIRED TO MAINTAIN DRY AREA. CONTRACTOR SHALL VERIFY CONDITIONS OF STREAMS AROUND DREDGE AREA SHOULD WEATHER CONDITIONS DICTATE. HAY BALE FILTERS MAY ALSO BE NEEDED ABOVE THE POND MAIN OUTFALL WIER AND BELOW THE WIER (WITHIN THE BOX DELIVER) TO FILTER SEDIMENT THAT ESCAPES FROM THE POND.

PLANTING LEGEND (SUGGESTED):

PLANT SYMBOL	BOTANICAL COMMON NAME	SIZE/MTR	COLOR (LEAF/FALL)
V	RIB VERBECOLOR / BLUE FLAG	18" - 60"	BLUE FLOWER
AN	ASTER NOVAE-ANGLIAE / PURPLE DOME	1-2H X 2-3W	PURPLE FLOWER
JE	JUNCLIS EFFLUSIS / COMMON RUSH	2 - 3'	GREEN W/YELLOW
LC	LOBELIA CARDINALIS / CARDINAL FLOWER	3H X 18" SP	RED FLOWER
OS	ONOCLEA SENBIBILIS / SENSITIVE FERN	2 - 4'	GREEN LEAF
COL	CORNUS AMOMIA / SILKY DOGWOOD	6" - 10"	GREEN (LEAF/FALL)
PA	ROSA PALMISTRIE / SWAMP ROSE	4" - 6"	PINK FLOWERS
AT	ASCLEPIAS TUBEROSA / BUTTERFLY MILKWEED	2 - 3'	ORANGE FLOWERS
AR	ACER RUBRUM / RED MAPLE	40' - 60'	GREEN / RED FALL
BN	BETULA NIGRA / RIVER BIRCH	50' - 70'	GREEN / YELLOW FALL
BD	BALX DIBICOLOR / PUSSY WILLOW	20' - 25'	GREEN / SILVER SPRING
IL	ILEX OPACA / AMERICAN HOLLY	20' - 30'	GREEN / RED BERRY
AC	SHADLOW SERVICEBERRY	6 - 20'	WHY FLWYR / ORANGE FALL

TREE SYMBOL:

- ⊕ ACER RUBRUM / RED MAPLE
- ⊖ BETULA NIGRA / RIVER BIRCH
- ⊙ BALX DIBICOLOR / PUSSY WILLOW
- ⊘ ILEX OPACA / AMERICAN HOLLY
- ⊙ SHADLOW SERVICEBERRY



ALL DRAINAGE PIPE, INLETS AND RIP RAP ARE EXISTING AND FROM ORIGINAL DESIGN